

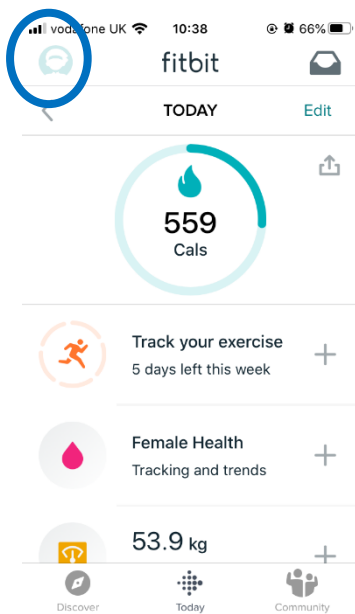
Fitbit - How to make my swims public

If you are adding swims to your Fitbit profile and they aren't appearing on your Swim22 fundraising page it might be because your Fitbit profile is private.

Here are some easy steps to make your profile public. The below instructions are from the Fitbit app. We would highly recommend downloading this as it is easier to use than Fitbit's website.

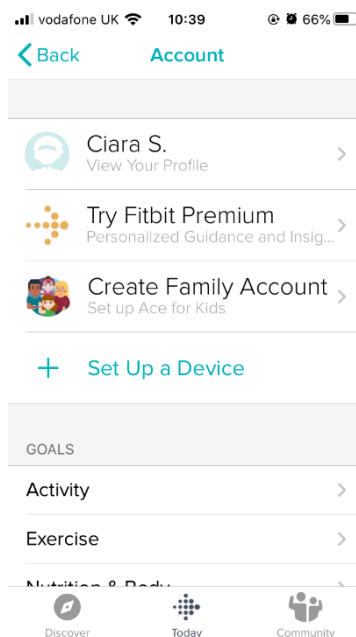
Step 1

When you are on Fitbit's homepage click the icon on the top left.



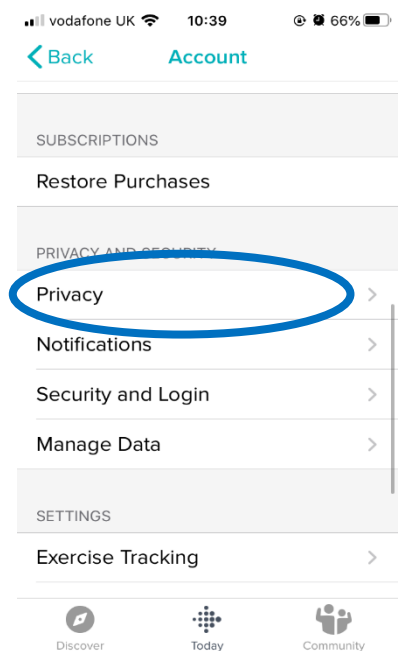
Step 2

You should now see this page.



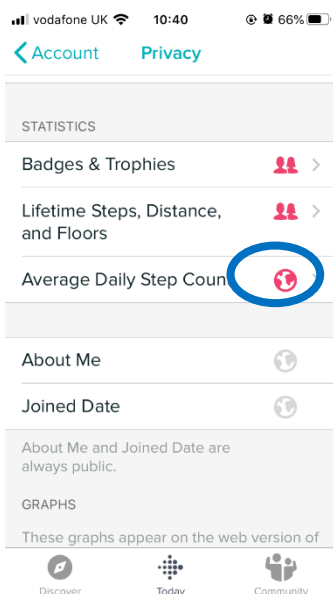
Step 3

Please scroll down and click on 'Privacy'.



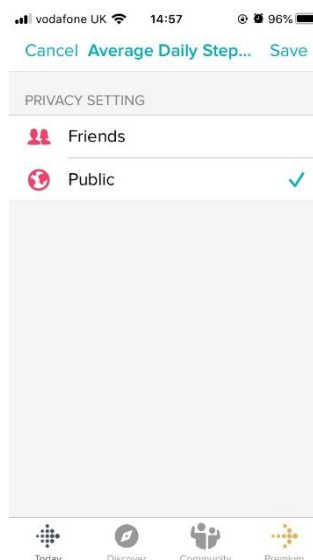
Step 4

On this page 'Average Daily Step Count'* should have a globe icon.



Step 5

If you can't see the globe click 'Average Daily Step Count' then click 'public' and save.



If your swims are still not appearing on your Swim22 fundraising page, please email us at Swim22@diabetes.org.uk

*average daily step count relates to every activity e.g swimming, running.