

Diabetes UK research funding outcomes and success rates

Published May 2019

Our research funding since 2009

We have committed **£61.9 million** to research in the last decade. This includes:

- 43 research fellowships (£13.7 million)
- 58 PhD studentships (£5.1 million)
- 90 early career and small grants (£1.1 million)
- 13 equipment grants (£568,000)
- 164 research projects (£32.6 million)

Types of award

In the last ten years, we have assessed 1,334 research applications, involving an estimated 5,536 peer reviewers across the world. Figure 1 breaks down our awards by type.

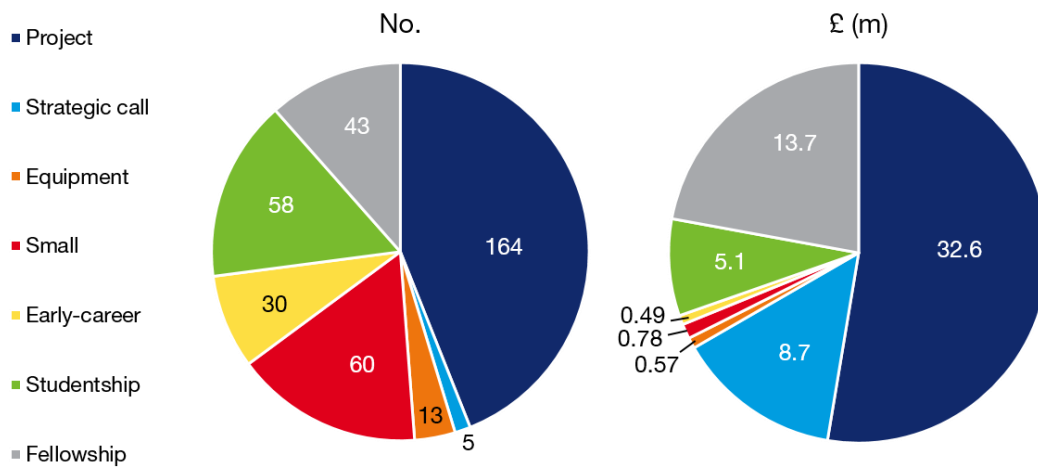


Figure 1. The number (left) and cost (right) of Diabetes UK research awards 2009-18, divided by type

Supporting careers

We have a long legacy of funding research fellowships, to help early-career scientists establish themselves as independent leaders of diabetes research. Since 2009, we have awarded 43 fellowships worth £13.7 million. Figure 2 breaks down our fellowships by type.

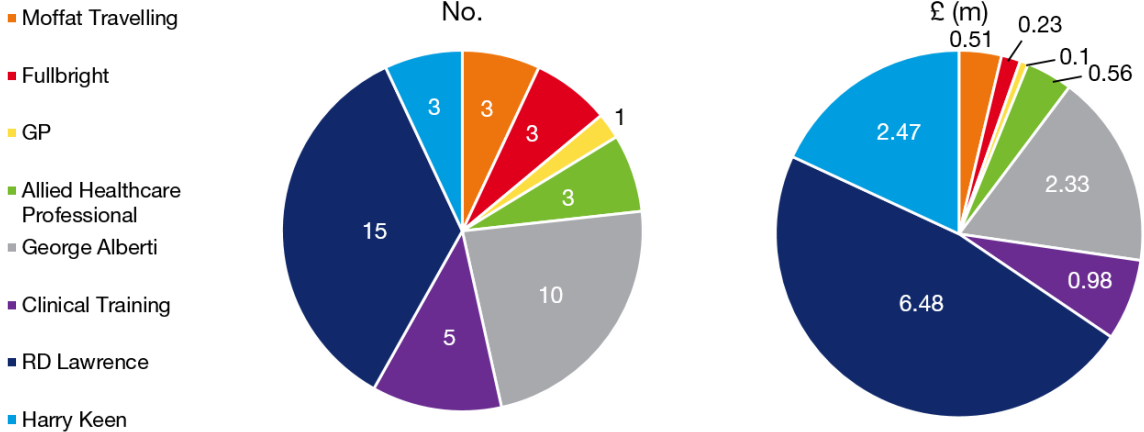


Figure 2. Diabetes UK fellowships awarded 2009-18

Locations

We fund research at institutions across the UK. Figure 3 shows the number of research projects we have funded in each UK region in the last 10 years.

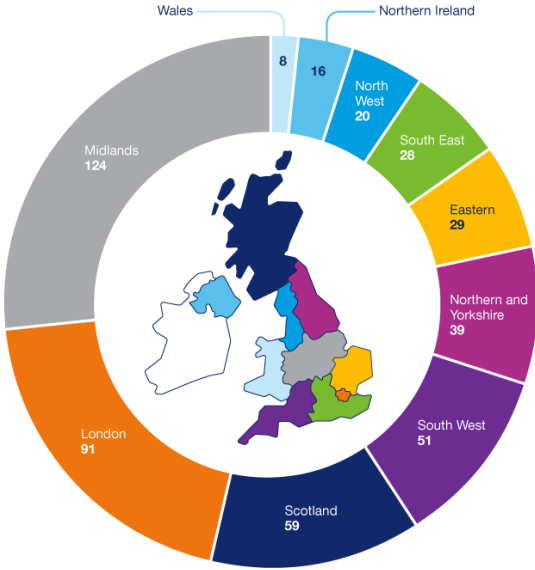


Figure 3. Diabetes UK awards in each UK region, 2009-18

Research area

Diabetes UK funds research into all types of diabetes. Figure 4 breaks down the projects we have funded over the last decade by their research area.

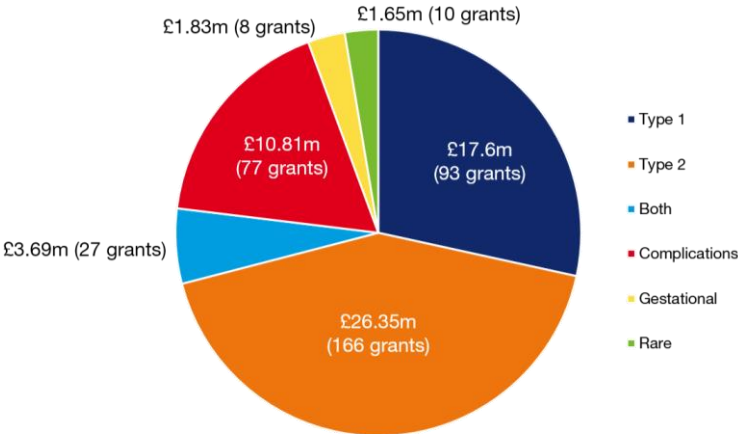


Figure 4. Diabetes UK research projects awarded 2009-18 divided by research area.

Success rates over the last five years

We have looked at the number grant applications we have received each year, and compared this to how many were successful (termed our ‘success rate’). In 2014, we saw our lowest success rate.

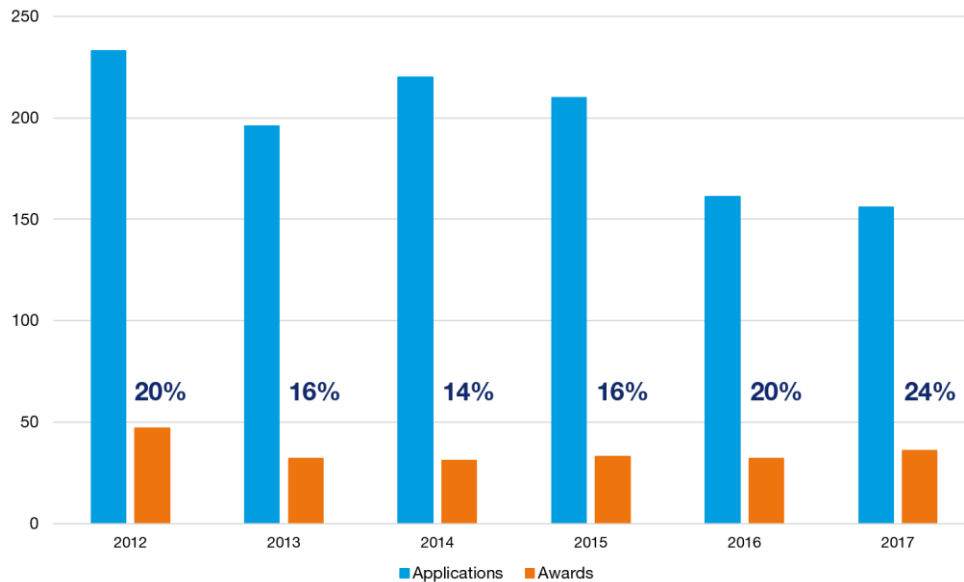


Figure 5. Diabetes UK research success rates over five years

This was due to the fact that we had a reduced research funding budget, and were therefore only able to hold one funding round (as opposed to our usual two rounds).

Since then, we have seen an annual increase in our grant funding success rates. In 2017, our success rate across all schemes was 24%. This was an increase on the 2016 success rate of 19.8%.

In 2017, we received over 150 research grants totalling £32.9m and made 38 awards worth a total of £6.7m.

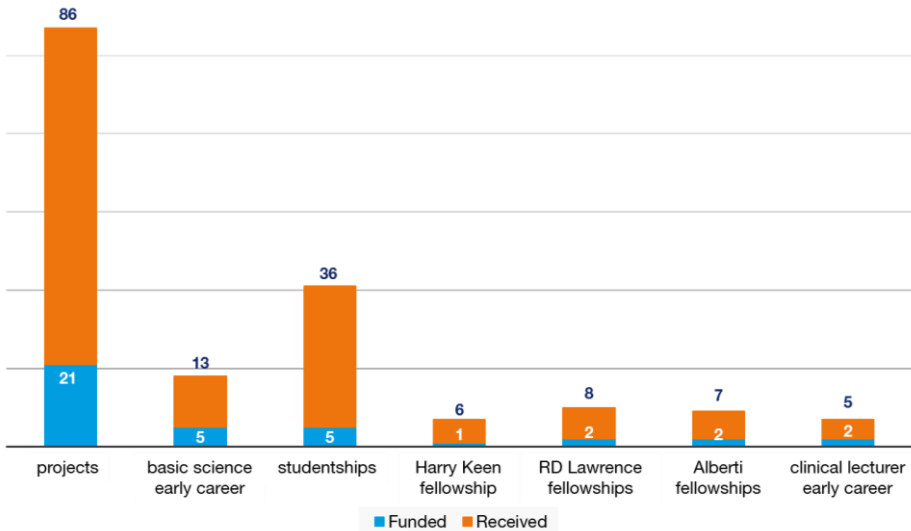


Figure 6. Diabetes UK 2017 research applications submitted and funded

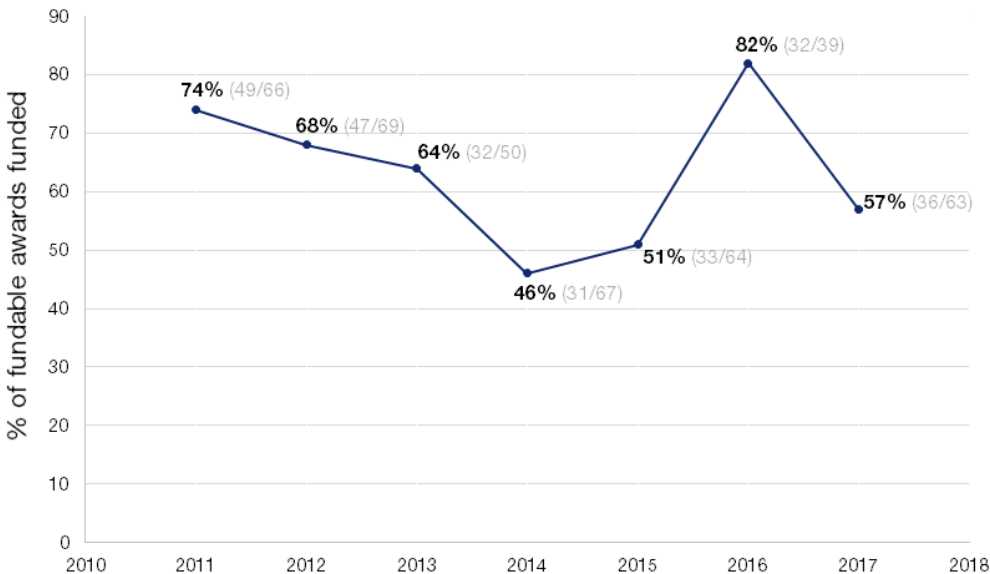


Figure 7. Proportion of fundable awards funded by Diabetes UK 2011-17
 (*in 2016 the proportion of fundable applications was lower)

Our research portfolio in 2017

Our current research portfolio comprises of 114 grants worth over £33 million. The 38 new research projects funded in 2017 can be divided into:

- 5 research fellowships (£2.2 million)
- 5 PhD studentships (£489,000)
- 7 early career and small grants (£94,000)
- 21 research projects (£3.8 million)

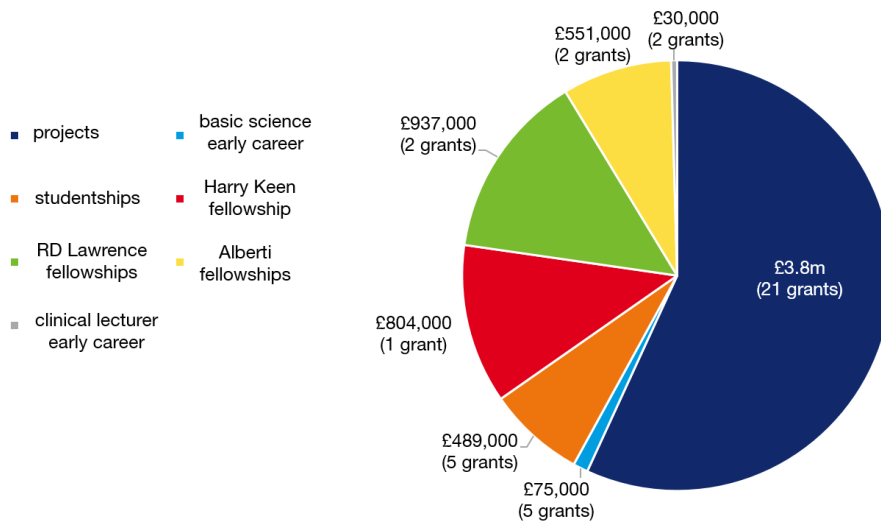


Figure 8. Diabetes UK 2017 awards

In 2017, 25 of the 38 awards were related to either Type 1 or Type 2 diabetes. Nine awards were related to complications of diabetes and two awards were related to gestational diabetes (Figure 8).

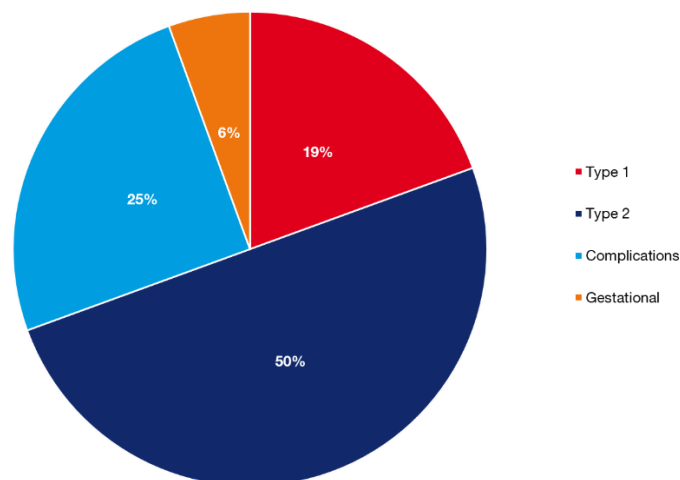


Figure 9. Diabetes UK 2017 awards divided by research area